



UofL Foundation

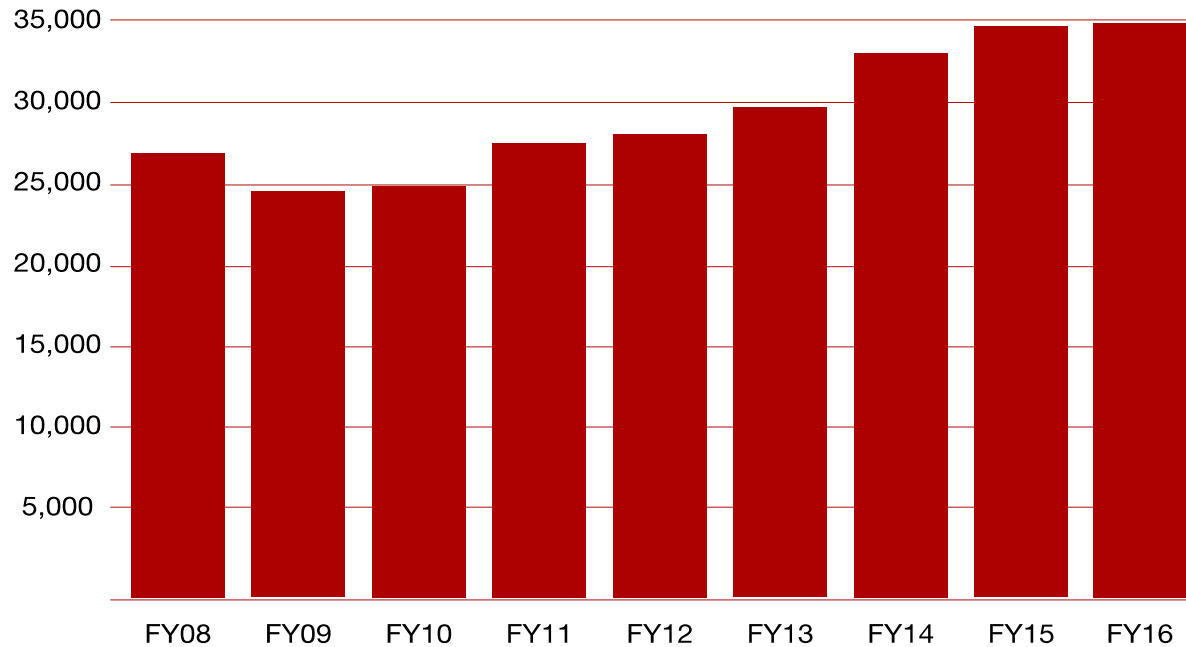
Keith Inman

December 21, 2016



Overall Donors

The number of donors giving to the university has increased steadily.



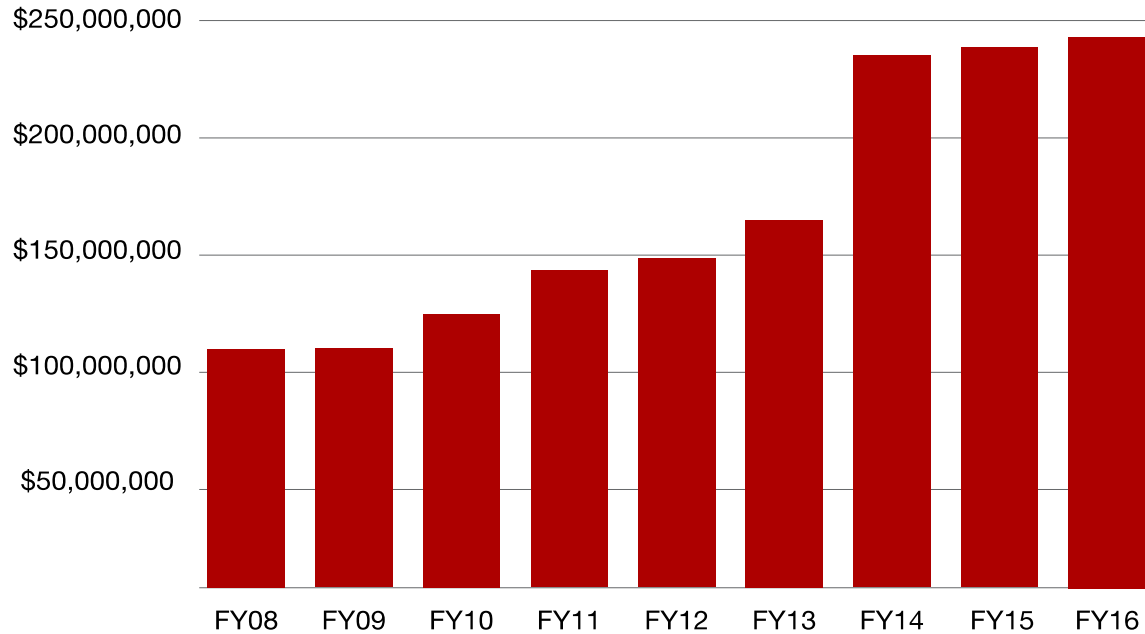
FY2008	FY2009	FY2010	FY2011	FY2012	FY2013	FY2014	FY2015	FY2016
27,084	24,737	25,073	27,712	28,249	29,869	33,157	34,688	34,993

Source: Overall Donors Report (7/11/2016)



Overall Philanthropy

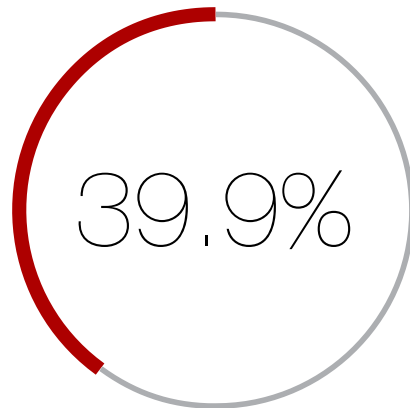
Another record year of philanthropy for the University of Louisville, continuing the upward trajectory.



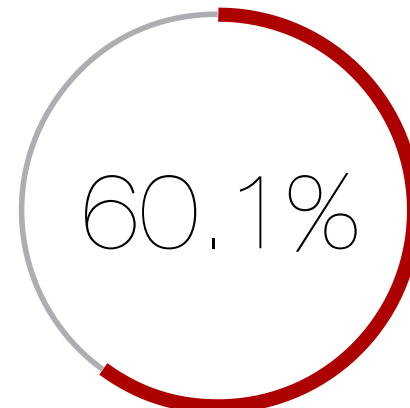
FY2008	FY2009	FY2010	FY2011	FY2012	FY2013	FY2014	FY2015	FY2016
\$105,028,572	\$105,324,803	\$120,465,625	\$139,647,741	\$144,931,137	\$161,827,978	\$234,384,978	\$237,865,674	\$241,956,933

Source: Overall Philanthropy (7/10/2016)

Endowed vs. Current Use Gifts



ENDOWED*



CURRENT USE*

Source: Advancement Service Report (7/10/2016). *Excludes Athletic giving.



Year-to-Date vs Last Year (as of December 16)

Designation	FY2017 Philanthropy	FY2016 Philanthropy
Athletics	\$ 3,544,956.22	\$ 4,051,418.89
Cardinal Athletic Fund	\$ 1,506,200.27	\$ 1,061,454.48
Stadium Gifts	\$ 9,902,205.24	\$ 862,906.28
	\$ 14,953,361.73	\$ 5,975,779.65
College of Arts and Sciences	\$ 1,165,244.04	\$ 1,357,103.10
Financial Aid	\$ 306,234.79	\$ 3,304,374.29
College of Business	\$ 901,243.50	\$ 1,243,838.51
Cardiovascular Innovation Institute	\$ 1,584,317.92	\$ 317,810.00
School of Dentistry	\$ 1,227,116.65	\$ 1,399,011.95
College of Education	\$ 75,785.25	\$ 1,914,161.06
Graduate School	\$ 1,325.00	\$ 1,080.00
Raymond A. Kent School of Social Work	\$ 135,720.00	\$ 56,205.20
Institutional Support	\$ 20,638,877.75	\$ 601,477.90
JGB Cancer Center	\$ 494,122.19	\$ 6,663,439.69
Louis D. Brandeis School of Law	\$ 395,213.50	\$ 337,253.79
Libraries	\$ 1,968,295.77	\$ 538,564.26
School of Medicine	\$ 16,956,942.74	\$ 15,669,047.18
School of Music	\$ 40,071.73	\$ 841,220.33
School of Nursing	\$ 208,451.22	\$ 241,788.92
Public Health and Information Sciences	\$ 148,500.31	\$ 210,759.75
Physical Plant	\$ -	\$ 500.00
Student Activities	\$ 4,060.00	\$ 4,453.00
J.B. Speed School of Engineering	\$ 869,196.60	\$ 2,660,578.08
Student Services	\$ 220,904.00	\$ 91,022.00
Women's Center	\$ 1,341.00	\$ 748.00
Campus Priorities	\$ 20,712,350.00	\$ 31,689,052.00
	\$ 83,008,675.69	\$ 75,119,268.66



End of Year Pace vs Last Five Years

(July 1-December 16)

Fiscal Year	Total Transactions	Donors
FY2017	15,309	9,492
FY2016	14,164	10,540
FY2015	13,995	11,503
FY2014	13,988	11,490
FY2013	15,989	10,628
FY2012	16,855	10,164

While the numbers are important:

- We are about human relationships and
- Creating lasting donor engagement focused on moving the university forward



Questions